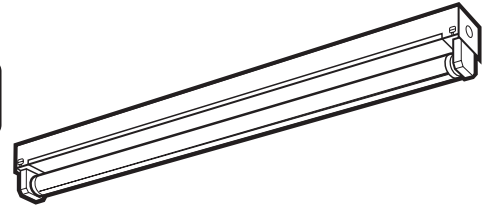


CATALOG NUMBER _____
 TYPE _____
 DATE _____
 PREPARED BY _____
 PROJECT _____

CH 20 Gauge striplite



HOUSING: Die-formed heavy 20 gauge steel with high-gloss, baked white enamel finish over rust inhibiting phosphate coat with removable wireway access panel. Ample knockouts provided on side, back and ends. Shipped fully wired and assembled, including socket saddle. Simply attach wireway cover with turn fastener provided.

OPTIONS: Modular wiring and emergency lighting battery packs are available options.

ELECTRICAL: Fully wired for UNV 120-277V, 50-60Hz operation with thermally protected, automatic resetting Class P, sound rated A ballast as standard unless otherwise specified (except slimline and HO models). UL listed damp location.

MOUNTING: Optional plug-in wiring system available.

CH 20 Gauge Striplite Ordering Information

Series	# Lamps	Lamps	ELS Options
CH	1	15 = 15W 18" T8 32 = 32W 48" T8	EL S1 = Emergency Lighting (low lumens)
	2	17 = 17W 24" T8 40TT = 40W 22" TT	
	21 = Tandem, two lamps	25 = 25W 36" T8 54 = 54W T5HO	EL S2 = Emergency Lighting (medium lumens)
	22 = Tandem, four lamps		EL S3 = Emergency Lighting (high lumens)

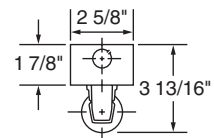
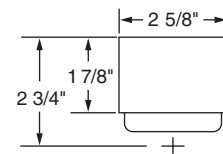
Ballast	Switching	Voltage	Housing
B11 = Electronic T8	<i>For 4 lamp units</i>	UNV = 120-277V	20GA = 20 Gauge
B11HP(x) = HPT8*	<i>Blank = dual ballasts</i>	120 = 120V	
B12 = Electronic T5	4L = (1) 4-lamp ballast	277 = 277V	
B14 = Electronic TT			

For 2 lamp units
 Blank = single ballast
 2/1L = (2) 1-lamp ballasts

*CEE listed T8; specify (L)ow, (N)ormal, or (H)igh ballast factor. Contact factory for NEMA Premium.

Options	Accessories
<u>Cord and Plug</u>	CA24 = Chain Hanger Assembly - (2) 18" chains, (2) "V" hooks, (2) "S" hooks for total drop 24"
CPT(x)	CS24 = "S" Hook (4) Chain Hanger Assembly (24" total drop)
1 = 120V	PM(x) = Pendant Mount, white stem - specify length in inches (24, 36, 48, 60, 72)
2 = 277V	C = Single white canopy (for use with pendant mount)
CP3 = Cord & Plug - 120V Straight Blade 5-15P	SN = Snapper Brackets
<u>PLUG-IN CONNECTORS</u>	<u>Wire Guards</u>
<u>Ballast wired to Black:</u>	WG(x)20 = 24" (Specify # Lamps) (1 or 2)
PL1 - one circuit, two wires	WG(x)30 = 36" (Specify # Lamps) (1 or 2)
PL2 BK - two circuits, three wires	WG(x)40 = 48" (Specify # Lamps) (1 or 2)
<u>Ballast wired to Red:</u>	
PL2 RD - two circuits, three wires	

Dimensions



HPT8