



Miniature Electronic T5 Task

MINI13

The ultra-compact, **MINI series**, with an integral micro-electronic T5 ballast provides maximum design flexibility for demanding home and office projects where excellent color rendering, long lamp life and superior lamp efficacy are essential. The MINI's tiny, trim profile mounts neatly out of view.

- The MINI's shadow-free illumination is ideal for intricate tasks like cutting.
- Designed to meet stringent energy codes like TITLE 24, the MINI's T5 lighting system produces more light using less energy.
- The MINI's high CRI lamps create color correct illumination.
- 4100K T5 lamps included

MINI Features & Benefits

- Miniature profile 1" H x 3.5" W is ideal for use in confined areas.
- High performance electronic ballast and T5 lamp(s) produce instant-on, quiet, flicker-free light.
- Stay white, snap fit, damage resistant white ribbed acrylic lens provides even illumination.
- Fastener-free housing is post-painted after fabrication to ensure a high quality finish.
- Includes conduit connector and mounting hardware.
- Hingeable service tray for quick installation and maintenance.
- Rocker switch and grounded convenience available as field installed kit. Order part number (SWCO-KIT).
- U.L. listed.

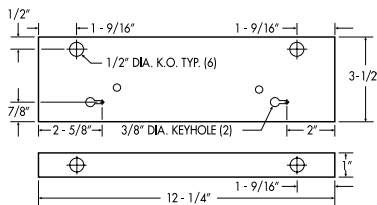
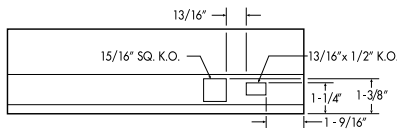
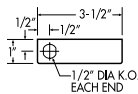
Great For Tight Spaces



Just 3.5" Wide

Miniature 1" x 3.5" profile is ideal for space restricted areas.

Dimensions



ADDITIONAL LENGTHS ARE 21-5/16", 24-1/2", 33-1/2" AND 42-1/2"

T5 Fluorescent MINI Series Ordering Information 4100K T5 lamps included (standard)

Series	Lamps	Ballast	H	L	W	Input Wattage
MINI	8L1 = (1)-8WT5	Electronic, Instant Start NPF 120V	1"	12-1/4"	3-1/2"	6.5
	13L1 = (1)-13WT5	Electronic, Instant Start NPF 120V	1"	21-5/16"	3-1/2"	11.8
	28L1 = (2)-8WT5	Electronic, Instant Start NPF 120V	1"	24-1/2"	3-1/2"	17.1
	813L1 = (1)-8WT5 & (1)13WT5	Electronic, Instant Start NPF 120V	1"	33-1/2"	3-1/2"	21.2
	213L1 = (2)-13WT5	Electronic, Instant Start NPF 120V	1"	42-1/2"	3-1/2"	25.2

Accessories

SWCO-KIT = Rocker switch and outlet (field install)