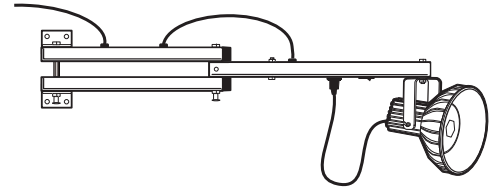


TECHNICAL SPECIFICATIONS

SKDL, SKDDL Docklights

CATALOG NUMBER _____
 TYPE _____
 DATE _____
 PREPARED BY _____
 PROJECT _____



HOUSING: Heavy gauge steel with high-gloss baked "safety" yellow enamel finish over rust inhibiting phosphate coat. Single strut (SKDL) mounting arm units are equipped with a folding knuckle joint allowing for horizontal and vertical adjustment. Double strut (SKDDL) mounting arm units provide greater strength and durability. All units supplied with lightweight, corrosion resistant polycarbonate lamp head.


ELECTRICAL: 6' 120V 18-3 cord, plug, and rocker switch supplied. UL listed.

MOUNTING: Horizontal mount. Two piece wall mounting bracket provided.

Wireguard


SKWG8P

Stainless steel wireguard to protect lamp. Mounts easily to holes provided in polycarbonate lamp head.



Replacement Lamp Heads

SKINC-HEAD For incandescent models
SKHPS-HEAD For high pressure sodium models



Fan

SKDLFAN

For SKDDL, double strut, dock lights only.
 2 amp, 3-speed adjustable fan with 18" blades providing up to 4200 cubic feet per minute (cfm) at 2 feet. Fan attaches at same fitting point as lamp head on any SKDDL dock light to ventilate desired application. Fan weight will not affect double strut stability.

SKDL and SKDDL Series Ordering Information

Series	Lamp	Arm Length*	Lamp Head
SKDL = Single strut	HPS = 50W High pressure sodium	40 = 40"	P = Polycarbonate
SKDDL = Double strut	(Leave blank for R40 or PAR38 150W max)	60 = 60"	

*For 24" or 90" arm lengths contact factory.

Accessories

SKWG8P = Stainless steel wireguard to protect lamp. Mounts easily to holes provided in polycarbonate lamp head.

SKDLFAN - Fan

Replacement Lamp Heads

SKINC-HEAD = For incandescent models

SKHPS-HEAD = For high pressure sodium models

*Available with SKDDL, double strut only. Lamp provided.

Dimensions

