

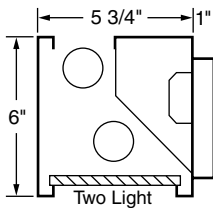
WY66-DI shown with standard prismatic diffuser.

WY66 and WE66 Series wall-mounted fixtures provide versatile direct/indirect illumination for a range of task lighting applications.

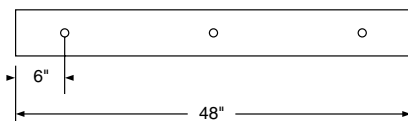
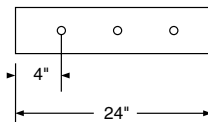


Fixture provides both uplight and downward illumination.

Dimensions



Wall model shown with WMB wall bracket.



Housing

Sturdy steel body.

Shielding

acrylic prismatic diffuser (WY), shielding (WE), or open bottom, open top.

Electrical

Fully wired for UNV 120-277V, 50-60Hz operation with thermally protected, automatic resetting Class P, sound rated A ballast as standard unless otherwise specified. UL listed.

Mounting

Surface wall mount designed for horizontal mounting.

WY66 and WE66 Wall Task Lighting Ordering Information

Series	Feature	Lamps
WY66 = Prismatic bottom WE66 = Aluminum louver bottom	DI = Direct/indirect down/uplight LN = Less lens for open bottom	217 = (2) 17W 24" T8 232 = (2) 32W 48" T8

Ballast	Voltage
B11 = Electronic T8 B11HP(x) = HPT8*	UNV = 120-277V 120 = 120V 277 = 277V

*CEE listed T8; specify (L)ow, (N)ormal, or (H)igh ballast factor. Contact factory for NEMA Premium.