



UL Verification Services Inc.
7036 Snowdrift Road
Allentown, PA 18106
610-774-1300



Outdoor Distribution Test Report

Relevant Standards
IES LM-79-2008, IES LM-31-1995 (Withdrawn)
ANSI C82.77-2002

Prepared For
Simkar Corporation

Andre Duljas
700 Ramona Ave
Philadelphia, PA 19120
United States

Catalog Number
SALL450U1BLS

Order Number
11360194
Test Number
1266593

Test Date

2016-07-14

Prepared By

Kevin Rodriguez, Technician

Approved By

Tiffany Hamm, Project Handler

The results contained in this report pertain only to the tested sample.
This report shall not be reproduced, except in full, without written approval of Underwriters Laboratories.
This report must not be used by the client to claim product certification, approval, or endorsement by
NVLAP, NIST, or any agency of the Federal Government.



Luminaire Description: Brown aluminum housing, clear type IV optics with black enamel reflectors
Lamp: 96 white LEDs (six boards of 16 LEDs)
Mounting: Pole mount
Ballast/Driver: One Inventronics EDU200S420DT

Luminaire



Summary of Results

Roadway Classification: Type IV, Medium
Cutoff Classification: Noncutoff
BUG Rating: B1 U0 G3

Test Conditions

Test Temperature: 25.5 °C
Voltage: 120.0 VAC
Current: 1.595 A
Power: 191.0 W
Power Factor: 0.997
Frequency: 60 Hz
Current THD: 6.35 %

Tested in 30 planes left side, 30 planes right side, left and right averaged
Vertical test increments are 2.5 degrees
Test distance exceeds five times the greatest luminous opening of luminaire

Laboratory results may not be representative of field performance
Ballast factors have not been applied



Distribution - Goniophotometer

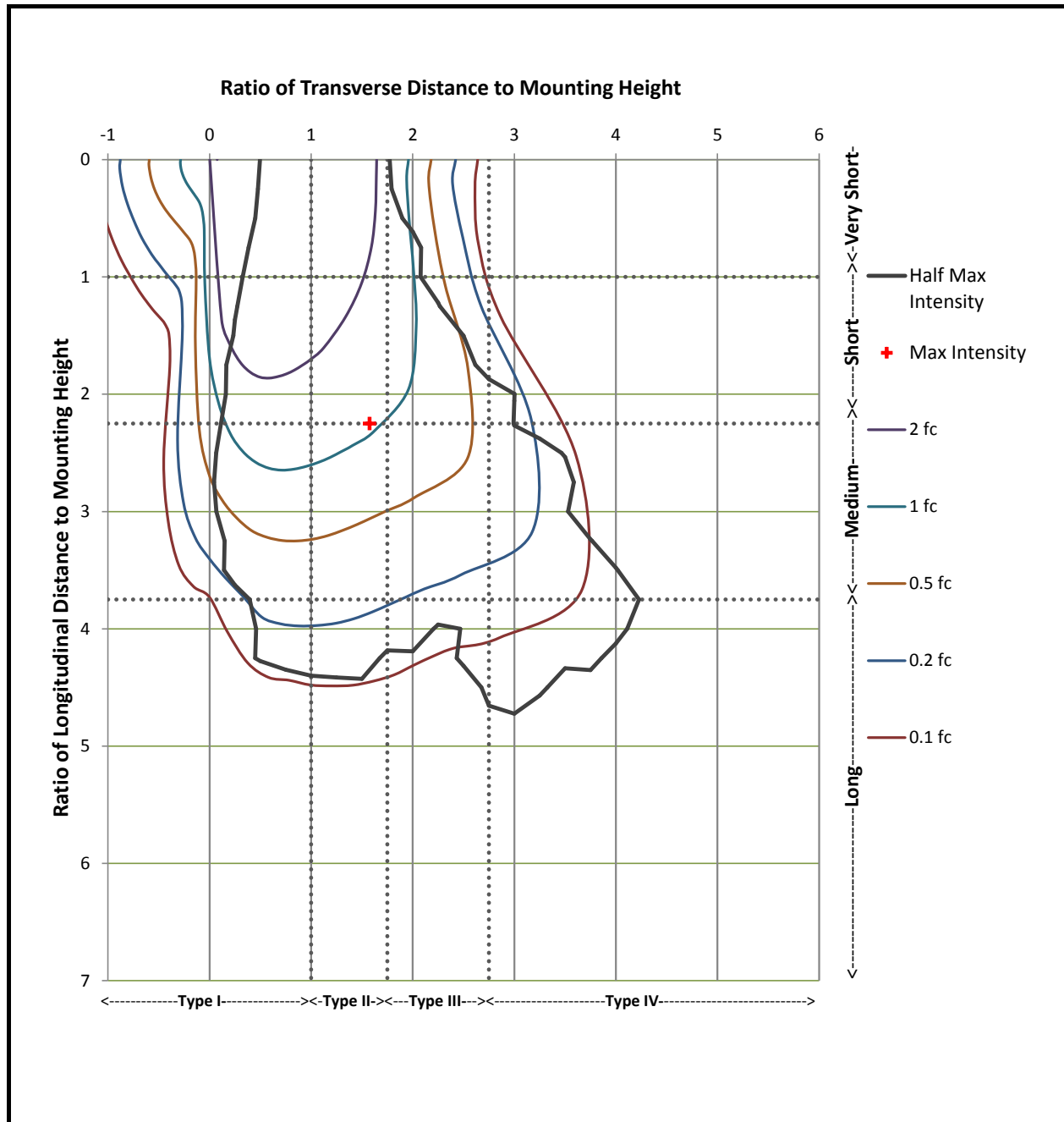
Distribution Test Conditions

Temperature	Voltage	Current	Power	Power Factor	Frequency	Current THD
25.5 °C	120.0 VAC	1.595 A	191.0 W	0.997	60 Hz	6.35 %

Summary of Results

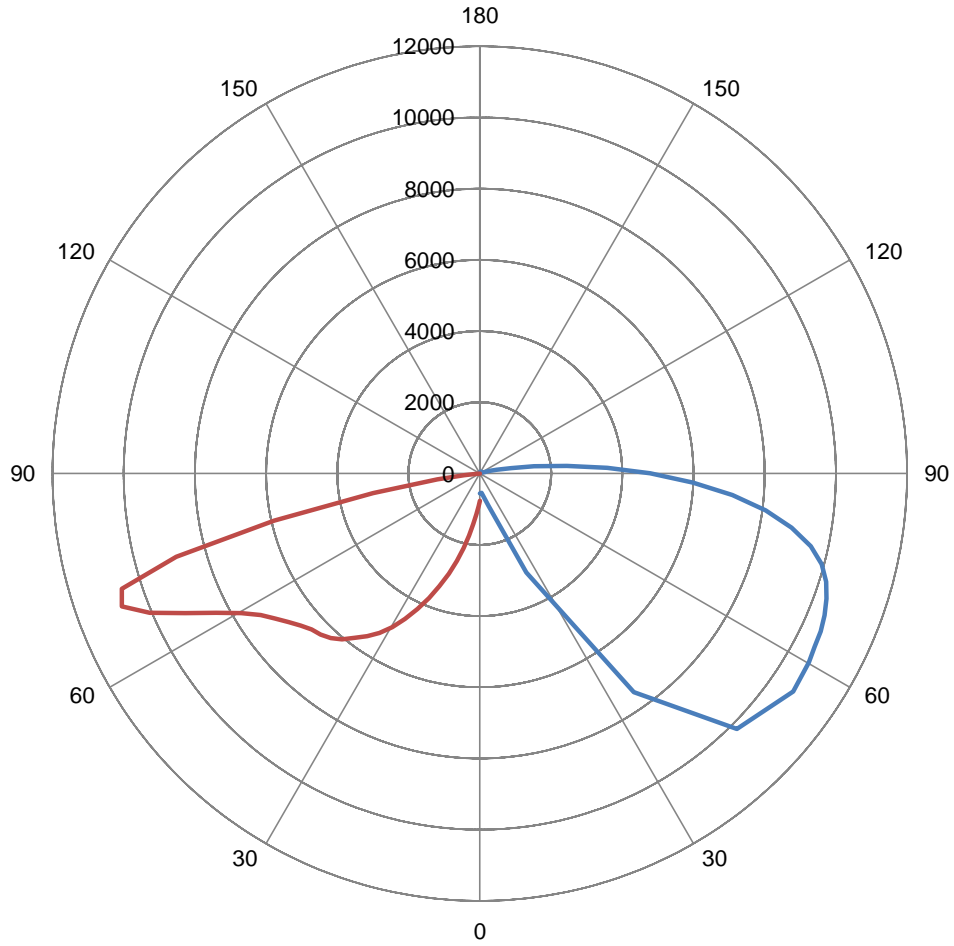
IES Roadway Classification:	Type IV, Medium	Total Lumen Output:	14881 Lumens
Cutoff Classification	Noncutoff	Luminaire Efficacy:	77.9 lm/w
BUG Rating:	B1 U0 G3	Maximum Candela:	10722 Candela

ISO FootCandle Plot at 20 Feet





Maximum Plane and Cone Plots of Candela



Vertical Plane Through

55 ° Lateral

Lateral Cone Through

70 ° Vertical

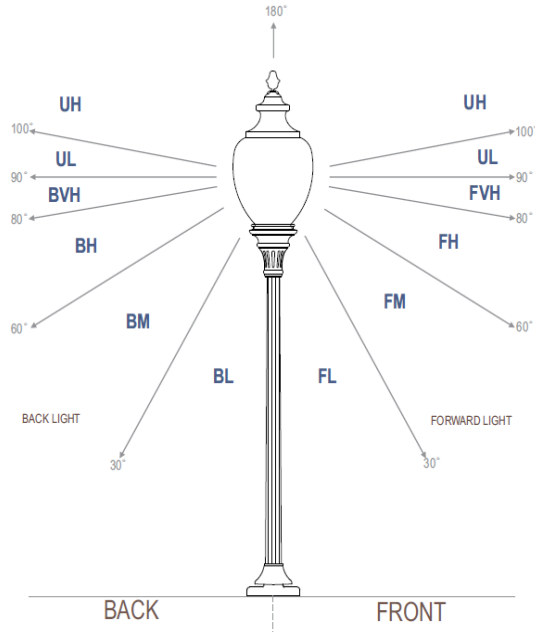
Maximum Intensity (Candlepower): 10722.1 Candela

Zonal Lumen Summary

Zone	Lumens	% of Luminaire	Zone	Lumens	% of Luminaire	Zone	Lumens	% of Luminaire
0-5	21.8	0.1%	60-65	1737.8	11.7%	120-125	0.0	0.0%
5-10	79.5	0.5%	65-70	1818.0	12.2%	125-130	0.0	0.0%
10-15	173.9	1.2%	70-75	1640.5	11.0%	130-135	0.0	0.0%
15-20	303.0	2.0%	75-80	895.0	6.0%	135-140	0.0	0.0%
20-25	453.3	3.0%	80-85	203.8	1.4%	140-145	0.0	0.0%
25-30	603.4	4.1%	85-90	19.7	0.1%	145-150	0.0	0.0%
30-35	749.9	5.0%	90-95	0.0	0.0%	150-155	0.0	0.0%
35-40	907.4	6.1%	95-100	0.0	0.0%	155-160	0.0	0.0%
40-45	1069.3	7.2%	100-105	0.0	0.0%	160-165	0.0	0.0%
45-50	1225.4	8.2%	105-110	0.0	0.0%	165-170	0.0	0.0%
50-55	1396.7	9.4%	110-115	0.0	0.0%	170-175	0.0	0.0%
55-60	1582.5	10.6%	115-120	0.0	0.0%	175-180	0.0	0.0%



IES "BUG" Rating
 (Back Light, Uplight, Glare)
 Per IES TM-15-11



Luminaire Classification System (LCS)

LCS	Zone	Lumens	Luminaire %
FL	(0-30)	1438.8	9.7%
FM	(30-60)	6587.8	44.3%
FH	(60-80)	5814.7	39.1%
FVH	(80-90)	216.4	1.5%
BL	(0-30)	196.1	1.3%
BM	(30-60)	343.4	2.3%
BH	(60-80)	276.6	1.9%
BVH	(80-90)	7.1	0.0%
UL	(90-100)	0.0	0.0%
UH	(100-180)	0.0	0.0%
Total		14881.0	100.0%
BUG Rating	B1 U0 G3		